

Capacities and Specifications

Unit: mm

MODEL	IW-45K	IW-60K	IW-60B	IW-85KD
PUNCHING				
Punching Force	45 Ton	60 Ton	60 Ton	85 Ton
Punch Capacity (Diameter x Thickness)	ø22 x 15 ø40 x 8	ø22 x 20 ø40 x 11	ø22 x 20 ø40 x 11	ø27 x 22 ø50 x 12
Throat Depth	165	200	200	410
Channel Flange Punch	--	--	--	75 ~ 180
Maximum Stroke Length	30	40	40	100
Cycles / Min. (15mm stroke)	37	34	34	38
Working Height Up to Die	1050	1050	1050	1050
ANGLE SHEARING				
Shearing Force	45 Ton	60 Ton	60 Ton	110 Ton
Shearing Cylinder Stroke Length At 90° Shearing	-- 75 x 75 x 6	-- 100 x 100 x 8	-- 100 x 100 x 8	50 130 x 130 x 12
Working Height	1000	1070	1070	1040
FLAT SHEARING				
Flat Bar Shear	300 x 10	350 x 15	350 x 15	406 x 17
Blade Length	310	360	360	410
Working Height	800	805	805	726
BAR SHEARING				
Round Bar Shear	ø30	ø40	ø40	ø45
Square Bar Shear	25 x 25	38 x 38	38 x 38	45 x 45
Channel Shear	76*	102*	102*	152*
I Beam Shear	76*	102*	102*	152*
NOTCHING				
Rectangular Notcher (W x D x T)	50.8 x 90 x 7	50.8 x 90 x 8	--	63.5 x 90 x 12
Vee-Notcher (Side x Side x T)	90 x 90 x 8*	90 x 90 x 8*	--	105 x 105 x 12*
Channel Notching	--	--	--	180 ~ 200
Working Height	1050	1050	--	1050
SPECIAL TOOLING				
Large Vee-Notcher (Side x Side x T)	--	--	--	145 x 145 x 10*
Single Vee Press Brake (W x T)	160 x 8*	160 x 8*	160 x 8*	250 x 15*
Multi Vee Press Brake (W x T)	250 x 4*	250 x 6*	300 x 6	500 x 5*
Angle Bending	65 x 8*	65 x 8*	65 x 8*	102 x 8*
Pipe Notching	ø60*	ø60*	ø60*	ø100*
OTHER				
Electric Power (HP)	5 HP	7.5 HP	7.5 HP	10 HP
Net Weight (Apr.)	840 kg	1180 kg	1285 kg	2750 kg
Gross Weight (Apr.)	940 kg	1320 kg	1435 kg	2900 kg
Machine Dimension (Apr.)	1050 x 760 x 1490	1180 x 760 x 1630	1380 x 760 x 1630	1795 x 1020 x 1865
Packing Dimension (Apr.)	1320 x 920 x 1770	1450 x 920 x 1910	1700 x 890 x 1940	2150 x 1180 x 2170

* : Optional Tooling

Note: Based on low carbon / mild steel material strength of 45kg/mm² tensile.
Design and specifications subject to change without notice.

SUNRISE **SUNRISE**
Fluid Power Inc.

No. 7, Road 12, Industrial Zone,
Taichung City 407, Taiwan
TEL: 886-4-2359-1190
FAX: 886-4-2359-3409
http://www.sunriseiw.com.tw
E-mail:awtkao@ms1.hinet.net

AGENT :

631EG433 2013.12

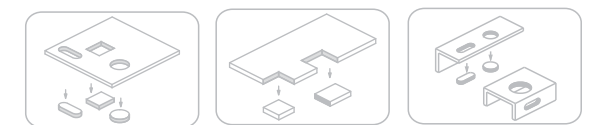
SUNRISE

K-Series
with vertical beam movements

HYDRAULIC IRONWORKERS



IW-85KD



CE ISO 9001



The All New "K" Series

The new K series are special designed ironworkers with vertical movements at all stations. The entire main center beam moves in straight up and down motion to provide the optimum results for punching, shearing, notching, and bending. The very fast cylinder stroke also greatly improves the efficiency.




Punching station.



IW-45K

The IW-45K is a compact ironworker that comes complete with a notcher. The frame recess below the punching station allows punching on the flange of large size channel or beam profiles. Mitre shear of angles can be carried out at the flat bar shear station. This model incorporates versatility, efficiency, accuracy and ease of use at an excellent price.



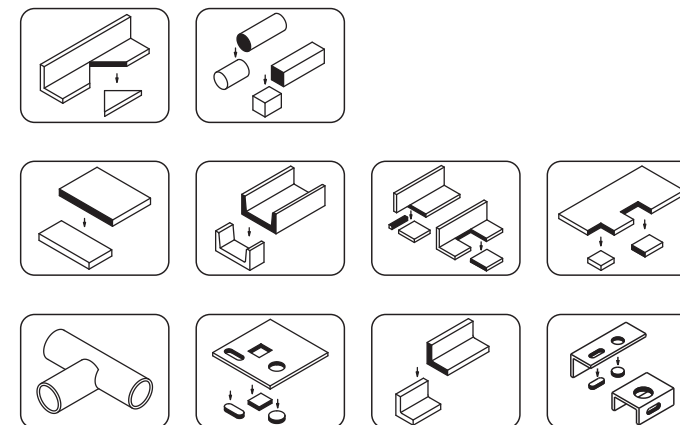
Electric backgauge.



Hydraulic hold-down.
(standard on IW-60K)

IW-60K

The IW-60K is equipped with hydraulic hold-down for the shearing stations and electric backgauge as standard equipment. This model takes much less space in comparison to the traditional ironworkers of similar capacity. It is a great choice for those who require a fully featured machine with higher capacity yet compact in size.





The new IW-60B features an integrated 300mm (12") multi-vee bending station at comfortable working height.



A work table with 610mm (24") gauge is included.



IW-60B



Modified actuators enable fine stroke adjustment.



The interlocked cover and a separate foot pedal ensure maximum operation safety.



Channel notching.



Punching station on IW-85KD.



IW-85KD

Standard features on IW-85KD

- Two cylinders for simultaneous dual operation.
- 410mm of punching station throat.
- Hydraulic hold-down for all shearing stations.
- Punching accessories for Mubea tooling up to 50mm.
- Electric backgauge.
- Working light.

Optional Tooling IW-45K/IW-60K



*Punching tool on notching station.



*Channel shear.



*Angle bending press.



*Urethane spring stripper.



*Vee-notcher.



*Multi vee press brake.



*Single vee press brake.

* : Optional tooling

Optional Tooling IW-85KD



Wide variety of punches and dies. (sold separately)



*Large vee-notcher. (punch side)



*Channel shear on IW-85KD.



*Multi vee press brake.



*Large hole punching.



*Pipe notcher.



*Goose-neck die holder for punching channel flanges and webs.



*Single vee press brake.